





## **GEMINI SERIES ENDLESS SLINGS**




**NOW INTRODUCING GEMINI SERIES I & II SINGLE & DUAL TRACK ENDLESS SLINGS (MADE IN THE USA). GEMINI SLINGS ARE MANUFACTURED USING THE LATEST EHP (ENGINEERED HYBRID POWER) YARNS. THE SLING COVERS ARE MANUFACTURED USING HEAVY DUTY BULK NYLON. THESE SLINGS CAN BE MANUFACTURED UP TO 600,000 LBS. WORK LOAD IN A BASKET LIFT.**



### GEMINI SERIES I - SINGLE TRACK ENDLESS SLINGS

STOCK #	 VERTICAL	 CHOKER	 VERT. BASKET	60 DEGREE BASKET	45 DEGREE BASKET	30 DEGREE BASKET
GSI-1000	10,000	8,000	20,000	17,200	14,100	10,000
GSI-2000	20,000	16,000	40,000	34,600	28,300	20,000
GSI-3000	30,000	24,000	60,000	51,600	42,400	30,000
GSI-4000	40,000	32,000	80,000	68,800	56,600	40,000
GSI-5000	50,000	40,000	100,000	86,000	70,700	50,000
GSI-6000	60,000	48,000	120,000	103,200	84,800	60,000
GSI-7000	70,000	56,000	140,000	120,400	99,000	70,000
GSI-8000	80,000	64,000	160,000	137,600	113,000	80,000
GSI-10000	100,000	80,000	200,000	172,000	141,000	100,000
GSI-12500	125,000	100,000	250,000	215,000	177,000	125,000
GSI-15000	150,000	120,000	300,000	258,000	212,000	150,000
GSI-17500	175,000	140,000	350,000	301,000	247,000	175,000
GSI-20000	200,000	160,000	400,000	344,000	283,000	200,000
GSI-22500	225,000	180,000	450,000	387,000	318,000	225,000
GSI-25000	250,000	200,000	500,000	430,000	354,000	250,000
GSI-27500	275,000	220,000	550,000	473,000	389,000	275,000
GSI-30000	300,000	240,000	600,000	516,000	424,000	300,000

**GEMINI SERIES ENDLESS SLINGS (CONT.)**

GEMINI SERIES II - DUAL TRACK ENDLESS SLINGS						
STOCK #	 VERTICAL	 CHOKER	 VERT. BASKET	60 DEGREE BASKET	45 DEGREE BASKET	30 DEGREE BASKET
GSII-1000	10,000	8,000	20,000	17,200	14,100	10,000
GSII-2000	20,000	16,000	40,000	34,600	28,300	20,000
GSII-3000	30,000	24,000	60,000	51,600	42,400	30,000
GSII-4000	40,000	32,000	80,000	68,800	56,600	40,000
GSII-5000	50,000	40,000	100,000	86,000	70,700	50,000
GSII-6000	60,000	48,000	120,000	103,200	84,800	60,000
GSII-7000	70,000	56,000	140,000	120,400	99,000	70,000
GSII-8000	80,000	64,000	160,000	137,600	113,000	80,000
GSII-10000	100,000	80,000	200,000	172,000	141,000	100,000
GSII-12500	125,000	100,000	250,000	215,000	177,000	125,000
GSII-15000	150,000	120,000	300,000	258,000	212,000	150,000
GSII-17500	175,000	140,000	350,000	301,000	247,000	175,000
GSII-20000	200,000	160,000	400,000	344,000	283,000	200,000
GSII-22500	225,000	180,000	450,000	387,000	318,000	225,000
GSII-25000	250,000	200,000	500,000	430,000	354,000	250,000
GSII-27500	275,000	220,000	550,000	473,000	389,000	275,000
GSII-30000	300,000	240,000	600,000	516,000	424,000	300,000

GEMINI SERIES I		
STOCK #	APPROX. WEIGHT (LBS. PER FT.)	APPROX. BODY WIDTH (INCHES)
GSI-1000	0.37	2"
GSI-2000	0.50	2"
GSI-3000	0.64	3"
GSI-4000	0.80	4"
GSI-5000	0.96	4"
GSI-6000	1.08	4"
GSI-7000	1.20	5"
GSI-8000	1.60	5"
GSI-10000	1.80	5"
GSI-12500	2.20	7"
GSI-15000	2.60	8"
GSI-17500	3.10	9"
GSI-20000	3.40	9"
GSI-22500	3.80	11"
GSI-25000	4.00	11"
GSI-27500	4.60	12"
GSI-30000	4.85	12"

GEMINI SERIES II		
STOCK #	APPROX. WEIGHT (LBS. PER FT.)	APPROX. BODY WIDTH (INCHES)
GSII-1000	0.38	3"
GSII-2000	0.50	3"
GSII-3000	0.68	4"
GSII-4000	0.84	4"
GSII-5000	1.10	5"
GSII-6000	1.24	5"
GSII-7000	1.35	5"
GSII-8000	1.62	6"
GSII-10000	1.80	6"
GSII-12500	2.28	8"
GSII-15000	2.60	8"
GSII-17500	3.10	10"
GSII-20000	3.42	10"
GSII-22500	3.86	12"
GSII-25000	4.02	12"
GSII-27500	4.60	12"
GSII-30000	4.88	12"