







TYPE 1 - TRIANGLE - CHOKER NYLON SLING CAPACITIES



(WORK LOAD LIMITS)

Stock No.	Width (inches)	Ply	Vertical 	Choker 	Basket Hitch Limits			
					90° 	60° 	45° 	30° 
TC1-902	2	1	3200	2600	6400	5500	4500	3200
TC2-902	2	2	6400	5100	12800	11100	9000	6400
TC4-902	2	4	11400	9000	22800	19740	16120	11400
TC1-903	3	1	4800	3800	9600	8300	6800	4800
TC2-903	3	2	8900	7100	17800	15400	12600	8900
TC4-903	3	4	17000	13000	34000	29440	24040	17000
TC1-904	4	1	6400	5100	12800	11100	9000	6400
TC2-904	4	2	11200	9000	22400	19400	15800	11200
TC4-904	4	4	22800	18000	45600	39480	32240	22800
TC1-906	6	1	9600	7700	19200	16600	13600	9600
TC2-906	6	2	16300	13100	32600	28300	23100	16300
TC4-906	6	4	34000	27000	68000	58890	48080	34000
TC1-908	8	1	12800	10200	25600	22200	18100	12800
TC2-908	8	2	20500	16400	41000	35500	29000	20500
TC4-908	8	4	40000	32000	80000	69280	56560	40000
TC1-910	10	1	16000	12800	32000	27700	22600	16000
TC2-910	10	2	24000	19200	48000	41600	33900	24000
TC1-912	12	1	19200	15400	38400	33200	27100	19200
TC2-912	12	2	26900	21500	53700	46500	38000	26900

RATED WEIGHT CAPACITIES IN POUNDS